



**Engineering progress
Enhancing lives**

TOTAL70 window & door system

Offering a range of styles and colours crafted for efficiency and performance.

Stylish. Secure. Sustainable.

Windows. Reinvented for modern life.
www.rehau.uk/windows



Windows.

At REHAU we engineer progress and are dedicated to enhancing the lives of our customers throughout the UK. Together we redefine what's possible every day as the world's leading company in polymer solutions and beyond.



**Reinvented for
modern life.**

Benefits without compromise

Energy-saving, noise reduction, security and sustainability with REHAU TOTAL70.

For over 70 years, REHAU have been engineering progress and enhancing lives. Our objective has always been clear: to make your life better. The TOTAL70 window and door system helps make your customers' homes healthier, safer and more comfortable.

The TOTAL70c system is available with a co-extruded profile made up of 75% post-consumer waste. It boasts severe weather performance credentials and unparalleled technical, thermal and noise reduction efficiency.

REHAU TOTAL70 is also compatible with our Rio flush fit and our AGILA door range.



UK produced profile



Support for fabricators and installers



Established brand



Fit & forget



Sustainability





Versatility & style

TOTAL70c - our original and most popular

Our chamfered system is simple yet elegant, helping to create beautiful contemporary frames for your home.

TOTAL70s - created to offer heightened style for both modern and traditional properties

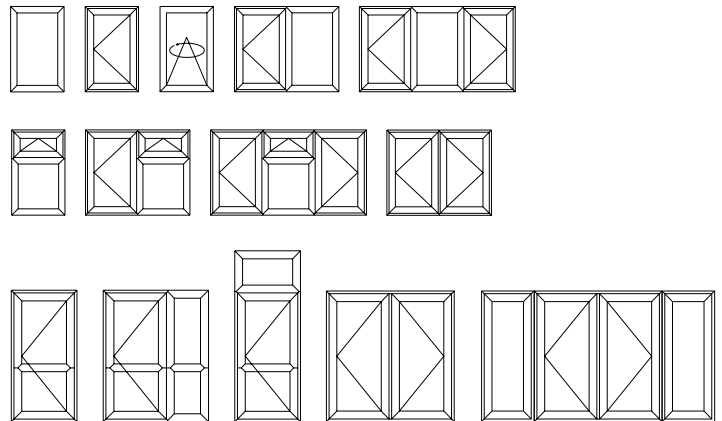
This system will appeal to anyone wanting a sympathetic replacement for timber windows, with its decorative sculptured edge providing attractive, ornate detail, restoring character to older properties and introducing sought-after features to newer ones.

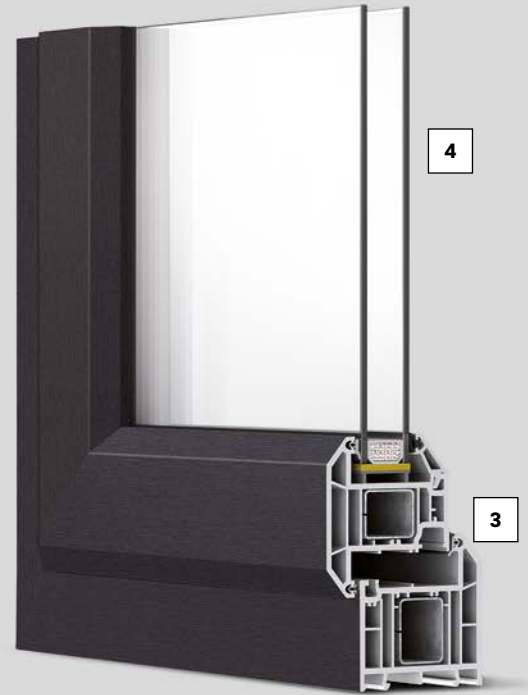
Both systems are available in a range of window styles including French and casement windows, tilt & turn windows and bay and bow windows. A choice of door styles from residential to tilt/slide patio doors and French doors is also available.

TOTAL70R - high specification in both quality and performance

Traditionally the reversible window system was developed to allow for easy cleaning especially for windows that were hard to reach on the outside and originally the window was more common in high rise buildings. However, the REHAU TOTAL70R reversible window is designed with a flush fitting sash and frame for a very contemporary look in any home.

TOTAL70 casement windows and door styles and shapes





The original window system from REHAU

TOTAL70 offers enhanced aesthetics as well as superior fabrication and performance throughout.



Ancillary profiles

A large range of ancillary profiles including sills, weather rails, head drips, baypoles, couplers and frame extensions, are compatible across the entire REHAU TOTAL70 range.

Multi-chamber profiles

The REHAU TOTAL70 range includes profiles with 3, 5 and 6 chambers for improved thermal efficiency without compromising on structural capability.

Integral gasket

REHAU TOTAL70c & REHAU TOTAL70s profiles are supplied with gaskets already integrated into the profile.

Easy glazing

REHAU's single-leg glazing beads and retention detail guarantees on-site glazing is easy and secure when fitted.



1 70mm deep window and door system

2 Multi-chamber profile

3 Integral gasket

4 Easy glazing

5 3mm outer wall thickness

6 Choice of frame styles: sculptured or chamfered

7 Hardware fixed into steel

8 Central eurogroove position

9 Steel reinforcement – larger sized elements

10 Up to 44mm glazing

Surface finish

REHAU is renowned for its quality, demonstrated with a high gloss surface finish that provides a long-lasting appearance with little or no maintenance.

Larger reinforcement chamber

To allow additional strength/rigidity when necessary, a larger reinforcement chamber enables a range of galvanised steels to be inserted for optimum performance.

Low threshold

REHAU TOTAL70 doors also offer low thresholds specifically for wheelchair access, complying with Building Regulations.

Positive friction-stay location

To reduce the strain on screws and hinges, positive friction-stay location is added for improved performance.

Hardware fixed into steel

If required, the hardware used on REHAU TOTAL70 profiles can be fixed into the steel reinforcement on both sash and frame. This allows for improved technical performance and superior security levels.

What you can offer your customers



Enhanced Security

TOTAL70 windows and doors are PAS24 security accredited which gives the homeowner an added level of security.



Weather Performance

Independently tested, TOTAL70 achieves the highest BSI ratings for wind, water and air protecting the homeowner from the elements.



A Energy efficiency rating

Choosing TOTAL70 helps the homeowner to become more efficient and save money on their heating bills.



Virtually maintenance free

Timber windows require annual maintenance to ensure they are kept looking good - with TOTAL70 the homeowner can spend more time with their family.




Noise reduction

Every one needs a good nights sleep and TOTAL70 offers exceptional noise reduction.

It's all about colour, choice and style

A rich spectrum of colour options present you with a range to suit any home. From the traditional and highly textured Turner Oak to the modern Anthracite Grey, you will find an option for every application:

The Contemporary Collection



Elephant Grey



Smooth Basalt Grey II



Slate Grey (Grained)



Slate Grey (Smooth)



Anthracite Grey (Grained)



Anthracite Grey (Smooth)




Black Brown



Midnight Black (Matt)

The Timeless Collection



Simply White



Clotted Cream



Chartwell Green



Pearl Grey



The Traditional Collection



Turner Oak



Irish Oak



Golden Oak



Walnut



Dark Oak



Rosewood



Mahogany

The Statement Collection



Ruby Red



Racing Green



Steel Blue

We have made every effort to show the colours as accurately as print processes will allow. However, we cannot guarantee an exact colour match to that of the actual products, and the colours contained shown here should not be relied on as such. We recommend that you discuss colour samples with your local REHAU installer or request a colour swatch at enquiries@rehau.com.



Marketing and showroom support

REHAU offer marketing and showroom materials to help promote your business.

REHAU Partner Portal

Our online service allows Authorised Partners to create professionally branded print material, including brochures, flyers, advertising and much more.

The portal also offers a selection of digital adverts, clothing and a range of promotional items.

Showroom support

A range of showroom materials are available including exhibition banners, posters, welcome mats and outdoor banners. All these items are available via our partner portal.



Find



Create



Print



Receive

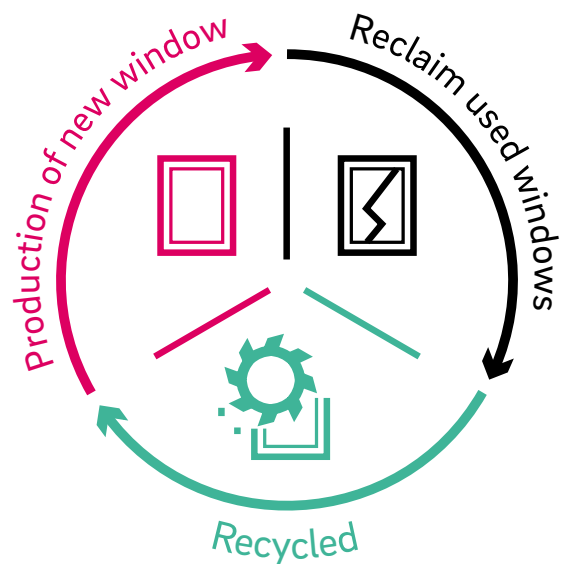


Promote



Sustainability

As a manufacturer, REHAU is conscious of the impact their actions have on people and the environment. The use of recycled materials is one of REHAU's strategic objectives and we are committed to supporting that objective by leading change in attitudes and accessibility of recycling.



In 2014, recycling business PVCr Ltd was welcomed into the REHAU group and has since benefited from significant investment in its recycling equipment. This has enabled the processing of over 13,000 tonnes of post-consumer windows and doors per year.



Follow us
[@REHAUwindows](#)



Find us
[REHAU.UK](#)



Look for us
[REHAU_UK](#)



See us
[REHAULtd](#)



Connect to us
[REHAU-UK-Ltd](#)

This document is protected by copyright. All rights based on this are reserved. No part of this publication may be translated, reproduced or transmitted in any form or by any similar means, electronic or mechanical, photocopying, recording or otherwise, or stored in a data retrieval system.

© REHAU Ltd
Hill Court, Walford,
Ross-on-Wye, HR9 5QN

EN 06.2021